



Design
Drawing
as per
specification

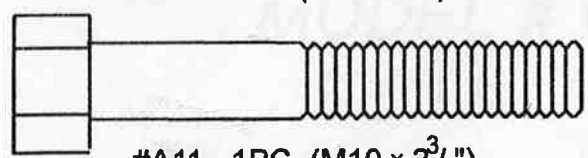
BOLTS & WASHERS SIZE CHART




#A13 - 4PCS (M10 x 4")



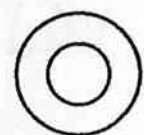
#A9 - 1PC (M10 x 3")




#A11 - 1PC (M10 x 2 3/4")



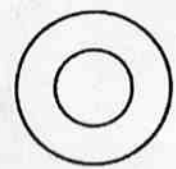
#A12 - 2PCS (M10 x 2 3/8")




#B3 - 10PCS (M8)



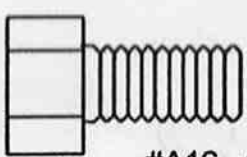
#A25 - 2PCS (M10 x 2 1/8")



#B1 - 34PCS (M10)



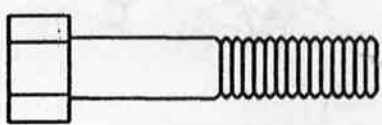
#A14 - 1PC (M10 x 1 3/4")



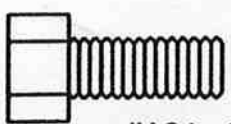
#A16 - 9PCS (M10 x 3/8")




#C1 - 13PCS (M10)



#A21 - 4PCS (M8 x 1 5/8")



#A24 - 6PCS (M8 x 3/4")



#A7 - 1PC (M10 x 7 1/4")